

Mediating Role of Customer Engagement: Brand Image Enhancement from Social-Media Marketing

Roymon Panjaitan

Management, Universitas Sains dan Teknologi Komputer (STEKOM), Indonesia

Author correspondence: roymon@stekom.ac.id

Abstract. To be more competitive, the growth of the creative economy requires customer interaction. This necessitates the use of social media marketing as an efficient marketing platform for products or services based on the existing brand image. The purpose of this study was to examine the role of customer engagement in mediating brand image from relational social media marketing, as well as the role of brand image in mediating consumer engagement from relational social media marketing. The sampling approach is probability sampling, and the method is quantitative. With the sampling approach used, simple random sampling through the distribution of questionnaires, data was collected from 100 respondents. The results of the data analysis were then processed using SPSS 25 software. According to the findings of this investigation, the mediation function is important.

Keywords: Social media marketing; Brand image; Customer engagement.

Abstrak. Agar lebih kompetitif, pertumbuhan ekonomi kreatif membutuhkan interaksi pelanggan. Kondisi ini mengharuskan penggunaan pemasaran media sosial sebagai platform pemasaran yang efisien untuk produk atau layanan berdasarkan citra merek yang ada. Tujuan penelitian ini adalah untuk menguji peran keterlibatan pelanggan dalam memediasi citra merek pada pemasaran media sosial relasional, serta peran citra merek dalam memediasi keterlibatan pelanggan pada pemasaran media sosial relasional. Pendekatan sampel yang digunakan dalam penelitian ini adalah probability sampling dan metode penelitian yang digunakan adalah kuantitatif. Dengan pendekatan sampel yang digunakan, simple random sampling melalui penyebaran kuesioner, data dikumpulkan dari 100 responden. Hasil analisis data diolah dengan menggunakan software SPSS 25. Menurut temuan dalam investigasi ini, fungsi mediasi tersebut menjadi penting karena berpotensi meningkatkan pengaruh citra merek pada pemasaran media sosial relasional. Kontribusi lain adalah tingginya citra merek dapat ditingkatkan dari hubungan positif pemasaran media sosial relasional terhadap keterlibatan pelanggan.

Kata kunci: Pemasaran media sosial; Citra merek; Keterlibatan pelanggan.

Article Info:

Received: January 10, 2022

Accepted: February 27, 2022

Available online: April 15, 2022

DOI: <http://dx.doi.org/10.30588/jmp.v12i1.971>

BACKGROUND

The growth of social media is simultaneously moving fast with the potential of businesses around the world, especially in Indonesia. The potential of social media marketing business again becomes just a trend, but does not increase customer engagement to meet needs quickly (Bhargava & Ojha, 2019; Farook & Abeysekara, 2016). On the other hand, the importance of customer involvement should be explored more deeply to improve the brand image of a product or service. In addition to customer involvement, the urgency of brand image becomes a mediator to stimulate the high desire for customer involvement from the development of social media marketing which is an interesting thing to discuss.

This is in line with research from Edosomwan, Prakasan, Kouame, Watson, & Seymour (2011); and Ahmed, Abed, Hassoon, & Ahmed (2016) who stated that the growth in the use of the internet and social media marketing affects many aspects of human communication that have an impact on business. So the importance of customer engagement and brand image is the choice of the mediation function of social media marketing. Figure 1 shows that the data of digital users around the world until November 2021.



Source: Kemp (2021).

Figure 1. Digital Around the World

Based on the results of the latest research from We Are Social in collaboration with Hootsuite, by 2021 internet digital users in the world have almost reached almost 4.9 billion, with more than 6 out of 10 people worldwide using the internet by the end of 2021. With the COVID-19 pandemic having limited research on internet adoption for the past 2 years, so there is a high probability that the actual figure is higher than the available data suggest. The world's internet population is likely to pass the 5 billion mark by the middle of 2022. Reportedly above 7.89 billion of the total population, 61.8% of them are already using the internet. In addition, it is known that as many as

5.29 billion who have cellular phones, 4.55 billion are active using social media. and it can be seen that there are around 160 million people who use social media. The most widely used social media applications by internet users in Indonesia from the top are Youtube, Whatsapp, Facebook, and Instagram (Kemp, 2021).

In previous studies, there were inconsistencies in the findings which became a problem in previous studies. Cheung, Pires, & Rosenberger III (2019) states that social media marketing influences brand image and awareness which can help marketers where to direct scarce resources. In line with research findings Barreda, Nusair, Wang, Okumus, & Bilgihan (2020) that the benefits of social media affect users' brand commitment. Social media interactivity and rewards help build a stronger brand image. Furthermore, social media users of digital media marketing have a positive impact on echoing digital values to improve product innovation performance which in turn can increase brand love and image (Panjaitan, Moonti, & Adam, 2021; Panjaitan & Indriani, 2022). However, on the other hand in the fashion industry, luxury brands provide a lower perceived value on social media (Park, Im, & Kim, 2020).

In line with research findings, Pantano (2021) dissemination of marketing information on social media creates negative stereotypes that result in brand hatred, especially in developing countries. In contrast to the findings of social media advertising which has a significant positive effect on the marketing mix in the context of the use of social media for adolescents (Panjaitan, Fassa, Sulaimawan, & Indriyani, 2021). Therefore, it is important to mediate customer involvement to bridge these inconsistencies.

Customer Engagement is considered as a direct and voluntary resource contribution from consumers where the company will get feedback, suggestions or ideas as a basis for seeing what consumers need as a new form of company value added (Mohammed, Moffett, Arnold, & Carlson, 2017), and the value added focus aims to create a Brand Image (Merz, He, & Vargo, 2009).

Previous researchers have discussed about Social Media Marketing, Customer Engagement, and Brand Image. This research is separated from one variable to another. Based on research conducted by Febriyan & Supriono (2018), customer engagement is an indicator of social media marketing. However, in this study customer engagement is a stand-alone variable. Based on previous research that researches in the business field and focuses on fashion (Islam & Rahman, 2016), cosmetic (Muchardie, Yudiana, & Gunawan, 2016), hotel industry (Perera & Perera, 2016), and aviation industry (Seo & Park, 2018), so in this study the researcher intends to focus on researching in the field of social media marketplace in Indonesia.

The assumption of the concept used in this learning is the proposed Theory of Reasoned Action by Ajzen & Fishbein (1980), and updated with the theory of planned behavior by Ajzen (1991). The involvement of customers in business through the social web there is a relational exchange and emotional bond that characterizes their relationship with the seller (L.D. Hollebeek, Glynn, & Brodie, 2014; Sashi, 2012). Positive words using social media marketing or electronic word of mouth (e-WOM) mediate to increase customer engagement to increase the intensity of consumer purchases due to trust, shared value creation, and brand image (Rao, Rao, & Acharyulu, 2021). Therefore, the theory of reasoned action is considered appropriate to be a reference in knowing the intensity to behave.

The study context was selected for a number of online media users based on the content uploaded by the Shopee Indonesia Social Media application. The high level of engagement on Shopee Indonesia's Instagram can be used as a measure when compared to other marketplaces. So it can be seen that the content uploaded by Instagram Shopee Indonesia is a strong indicator of Customer Engagement. Customer engagement can be measured by how customers interact and see opportunities to increase the value of the brand which in shot has a bearing on the Brand Image.

The solution to the above inconsistency from the results of previous research, several researchers focused on the relationship of social media marketing to brand image mediated by brand trust (Dib & Alhaddad, 2015; Perera & Perera, 2016). In addition, the study of the relationship of community methods promotion on client commitment mediated by satisfaction and positive emotions (Santini, Ladeira, Pinto, Herter, Sampaio, & Babin, 2020; Muchardie et al., 2016). However, there are limited studies on the mediating role of client appointment on trademark image plus brand image on client commitment from social media marketing. Therefore, this research is intense to discuss the two mediation functions in the use of Indonesian shopee social media. The purpose of this study is to bridge the impact of social media marketing on customer engagement and the mediating function of brand image from social media marketing on customer engagement on social media.

THEORETICAL REVIEW

According to Gunelius (2011), social media marketing is a formula of straight and unplanned promotion that is used to construct responsiveness, gratitude, remembrance, and action for products, establishments, commodities, society, or extra objects and is transmitted banned with outfits from the public network such as blogging, microblogging, social interacting, collective bookmarking, and substance involvement. Around are quaternary components that are expended as variable quantity for the achievement of social media marketing, specifically contented invention, content sharing, connecting, and community building.

According to Patterson, Yu, & De Ruyter (2006), customer engagement is the balanced of substantial, cognitive, and emotional manifestation of customers in their connection with the company. Several indicators to measure customer engagement that focus on a brand's social media are consumption, contribution, and creation (Schivinski & Dabrowski, 2016).

According to Panjaitan (2021), brand image is the observation and certainty held by clients, as mirrored in the suggestions implanted in the client's memorial, which are always retained for the earliest occasion when they perceive the watchword and are inserted in the notices of clients. The supporting factors for the construction of brand image which are used as indicators of brand image are exclusivity of brand suggestion, potency of trademark connection, and favorability of trademark relationship.

RESEARCH METHODS

The quantitative method was employed in this study. Questionnaires and field interviews were used to gather social media users who used the shopee app to transact.

The conceptual model developed from the respondents' data will be continued by confirming the rational arguments that served as the foundation for the concept's development. Figure 2 shows an illustration of the model's image.

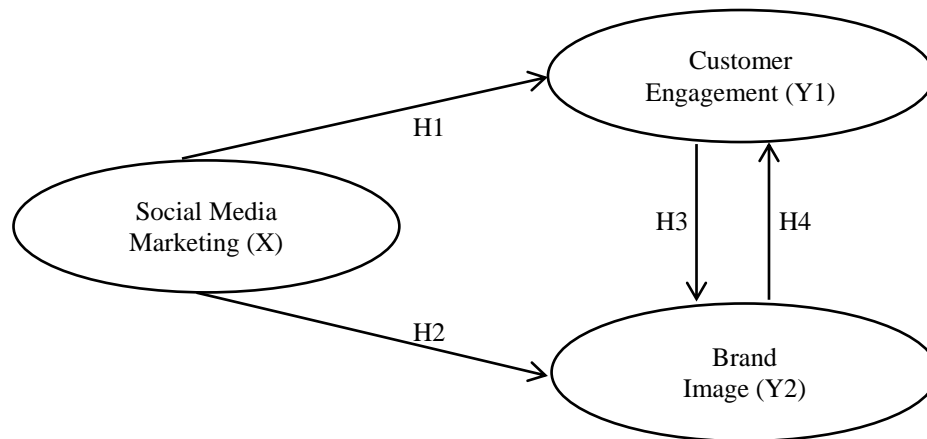


Figure 2. Conceptual Model

This analysis practices a type of causal investigation to prove the truth of a hypothesis that the researcher proposes. The functioning variable quantity in this report are the liberated variables, namely Social Media Marketing, the prevailing adaptable, which is customer engagement, and the determined variable, which are customer engagement and brand image.

The data expended in this exploration is calculable numbers. The data collection technique was carried out by making direct observations through the Shopee Indonesia Instagram account, as well as by delivering forms to 124 respondents in the form of queries that were in accordance with the research topic and distributed to followers of the Shopee Indonesia Instagram account. The collection scale uses a Likert scale. The time required to collect data is approximately from November 2021–January 2022.

The characteristics of respondents using social media are measured by gender, age, occupation and income. From the results of the percentage of respondents from gender characters, 65.6% of social media users are female, the rest are male. Then from the age of social media users, the majority are in the productive age from 20-45 years, amounting to 75.3%. For work, the majority of social media users, namely students or college students, account for more than 63.5%, followed by employees and business actors. Meanwhile, in terms of income, the intensity of social media users is more dominant in employees or business actors.

The selection system expended is prospect specimen. The testing means used is modest random sampling, where the examiner in choosing the section provides equal opportunities to all participants of the populace to be selected as affiliates of the population. Data processing was carried out using the SPSS version 25 computer program.

RESULTS AND DISCUSSIONS

Validity Test

In the validity test of the results of data processing using SPSS, there is an R table value of 0.195, which means it can be explained that the calculated R-value $>$ R table based on a 0.05 significance test, meaning that the data from each item is correct. From the indicators of social media marketing variables, it can be explained that there is an R-value of 0.798 and an R table of 0.195, meaning that the calculated R is $0.798 > 0.195$. The lowest value for the indicator is 0.461, which is still more significant than the R table value of 0.195. In the customer engagement variable, the highest calculated R was 0.857, then R was $0.857 > 0.195$. At the same time, the lowest calculated R-value on the indicator is 0.430. Furthermore, the brand image variable has the highest value at the R-value of 0.785, so the value is $0.785 > 0.195$. Then the lowest value is 0.622. From the validity test results, it can be concluded that all variables are said to be valid, meaning that all variables are constructs. It can be seen that all the items that make up the research variables are correct. This means that all indicators can construct research variables.

Reliability Test

Based on the Table 1, the Cronbach Alpha value for all research variables is $>$ 0.07 so it can be said that the instrument in this study is reliable and feasible to use.

Table 1. Reliability Test Result

Variable	Cronbach's Alpha	Rule of Thumb	Description
<i>Social Media Marketing</i>	0.891	0.70	Reliable
<i>Customer Engagement</i>	0.962	0.70	Reliable
<i>Brand Image</i>	0.880	0.70	Reliable

Source: SPSS Data Processing Results (2022).

Path Analysis

The results of the regression analysis that have been carried out then produce the path analysis model as showed in Figure 3.

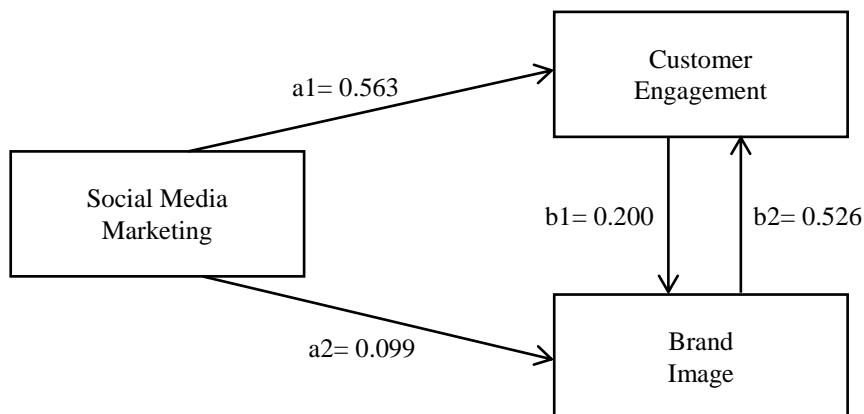


Figure 3. Path Analysis Model

The outcomes of the analysis indicate that the amount value of the social media marketing variable is 0.563 or 56.3%, which is positive, meaning that social media marketing is directly proportional to customer engagement. The results of this study are in accordance with the theory of Van Doorn, Lemon, Mittal, Nass, Pick, Pirner, & Verhoef (2010); Verhoef, Reinartz, & Krafft (2010) which states that with the growth of internet and social media usage, the use of social media as a marketing tool to figure attentiveness, detection, memorial, and accomplishment for products, industries, commodities, or erstwhile things becomes easier to do which can then form interactions between customers and consumers. customer-enterprise where interaction is a way to achieve engagement, the result of customer participation in a product, service, and company value. The results of the t-test statistical test (partial test) show the t-count value of the social media marketing variable on customer engagement is 4.164, the t-table value with an error rate of (0.05) is 1.984 or t-count is $4.164 > 1.984$. When viewed from the ability substance worth of 0.000, it is reduced than 0.05, this indicates that Shopee Indonesia's Instagram social media marketing has a constructive and major impact on customer engagement.

The results of the regression analysis show that the coefficient value of the social media marketing variable is 0.099 or 9.9%, which is positive, meaning that social media marketing is directly proportional to the brand image and the results of the t-test statistical test (partial test) show the t-count value of the social media marketing variable on brand image is 1.102, the value of t-table with an error rate of (0.05) is 1.984 or t-count is $1.102 < t\text{-table } 1.984$. When viewed from the significance value of social media marketing, 0.273 is greater than 0.05, so these results indicate that social media marketing has a positive and insignificant effect on brand image.

The consequences of the regression analysis show that the coefficient value of the customer engagement variable is 0.200, which is positive, meaning that customer engagement is directly proportional to the brand image. According to Patterson et al. (2006), customer engagement is the level of physical, cognitive, and emotional presence of customers in their correlation among the company. Customer engagement is considered as a direct and voluntary resource contribution from consumers where the company will get feedback, suggestions or ideas as a basis for seeing what consumers need as a new form of company value added (Harmeling et al., 2017), and the value added focus aims to create a brand image (Merz et al., 2009). The results of the t-test statistical test (partial test) show the t-count value of the customer engagement variable on brand image is 3.379, the t-table value with an error rate of (0.05) is 1.984 or t-count is $3.379 > 1.984$. When viewed from the significance value of customer engagement, 0.001 is smaller than 0.05, this indicates that Shopee Indonesia's Instagram customer engagement has a positive and significant impact on Shopee Indonesia's brand image.

The results of the regression analysis show that the coefficient value of the brand image variable is 0.526, which is positive, meaning that the brand image is directly proportional to customer engagement. Brand image is the insight and acceptance thought by customers, as mirrored in the relations implanted in the consumer's memorial, which are always retained the original period when they overhear the motto and are surrounded in the attentions of buyers (Kotler & Keller, 2009) which then develop and depend on the possibilities of interaction, relationship development, and community experiences facilitated by social media. The results of the t-test statistical test (partial test) show that the t-count of the brand image variable on customer

engagement is 3.379, the value of t-table with an error rate of (0.05) is 1.984 or t-count is $3.379 > 1.984$. When viewed from the brand image significance value of 0.001 which is smaller than 0.05, this indicates that Shopee Indonesia's Brand Image has a progressive and important stimulus on customer engagement.

Founded on the consequences of the path analysis, it shows that the indirect effect coefficient is 0.113, which is bigger than the direct effect of 0.099 or indirect effect $0.113 > \text{direct effect } 0.099$. The marks of the evaluation using the Sobel Exam also show that the t-count of the social media marketing variable on brand image with customer engagement as the intervening variable is 2.628, the t-table value with an error rate of 0.05 is 1.984 or t-count $2.628 > 1.984$, so it can be decided that there is a mediating validity between social media marketing on brand image with customer engagement as an intervening variable. In other words, customer engagement significantly mediates the authority of Societal Channels Publicizing on Brand Image. This is in line with the theory put forward by L. Hollebeek (2011) that social media as a context that can encourage customer engagement, leads to meaningful relationships with brands that can affect brand image.

CONCLUSIONS AND RECOMENDATIONS

This study aims to provide a new concept that can be seen from the importance of the mediating function of brand image on customer engagement and, conversely, customer involvement to improve brand image. The second contribution is made from being able to bridge social media marketing strategies carried out by product sellers on the Shopee application. From the results of the proposed hypothesis, we provide several conclusions that the progressive and substantial effect of the role of social media marketing through customer involvement has the potential to increase the brand image of Indonesian Shopee Instagram users. In addition, the function of the instagram of Shopee Indonesia product brand image from marketing on social media is proven to stimulate customer engagement to intensely use the Shopee Indonesia Instagram application. Although there were inconsistencies from previous researchers and the results of data processing in this study, there was a positive and insignificant relationship with public channels promotion and the product appearance of Shopee Indonesia.

The practical implications of the results of this study are for Shopee product brand owners to continue to involve customer involvement by actively providing a testimonial or discussion room feature as a means of assessment or a place for customer complaints to owners of social media applications. The desire for customer involvement in social media to support the reputation of the brand image, so Shopee brand owners must actively offer joint value creation which must change from thinking that is not only product-oriented, but the provision of services rather than goods is fundamental to economic exchange (Vargo & Lusch, 2004). While the theoretical implication is the individual's desire to do or not do a certain behavior or vice versa. The theory of planned behavior was developed from the theory of reasoned action by including the addition of constructing perceived control behavior. Ajzen's theory of attitudes concerning compoment refers to the gradation to which a person has an encouraging or adverse appraisal of the performance in a query (Ajzen, 2011). So the impact of

social media marketing is that it provides a reason for the convenience of users to continue to transact which in the end results in involvement and brand image.

Thus, these five hypotheses have the potential to increase the competitive advantage of the role of social media marketing. Therefore, from the limitations of this study, there is a community channels advertising relationship that is not still significant through customer involvement in brand image, besides the number of respondents is still less than 150 respondents and the variables used are still not specific to measure the strength of the relationship. So suggestions for further researchers can sharpen the results of this study by adding a variable echoing brand love from the company's side and increasing the duration of the research period. In addition, the company's competitive advantage is increasingly dynamic, creative and aggressive in looking for competitive gaps, so to strengthen product brand reputation. It is recommended to actively participate in innovative economy exhibitions, e-business media technology training, e-commerce with business-to-business, and business-to-business concepts. The government and educational institutions organized them in community service.

REFERENCES

- Ajzen, I., & Fishbein, M. (1980). *Understanding Attitudes and Predicting Social Behavior*. New York: Prentice-Hall, Inc.
- Ajzen, I. (1991). The Theory of Planned Behavior. *Organizational Behavior and Human Decision Processes*, 50(2), 179–211.
- Ajzen, I. (2011). The Theory of Planned Behaviour: Reactions and Reflections. *Psychology and Health*, 26(9), 1113–1127. <https://doi.org/10.1080/08870446.2011.613995>.
- Barreda, A. A., Nusair, K., Wang, Y., Okumus, F., & Bilgihan, A. (2020). The Impact of Social Media Activities on Brand Image and Emotional Attachment: A Case in the Travel Context. *Journal of Hospitality and Tourism Technology*, 11(1), 109–135. <https://doi.org/10.1108/JHTT-02-2018-0016>.
- Bhargava, P., & Ojha, S. C. (2019). Impact and Experience of Social Media Marketing on Customer Engagement. *International Journal of Research in Engineering, Science, and Management*, 2(2), 295–303.
- Cheung, M. L., Pires, G. D., & Rosenberger III, P. J. (2019). Developing a Conceptual Model for Examining Social Media Marketing Effects on Brand Awareness and Brand Image. *International Journal of Economics and Business Research*, 17(3), 243–261. <https://doi.org/10.1504/IJEBR.2019.098874>.
- Santini, F. d. O., Ladeira, W. J., Pinto, D. C., Herter, M. M., Sampaio, C. H., & Babin, B. J. (2020). Customer engagement in social media: a framework and meta-analysis. *Journal of the Academy of Marketing Science*, 48, 1211–1228. <https://doi.org/10.1007/s11747-020-00731-5>.
- Dib, H., & Alhaddad, A. A. (2015). Determinants of Brand Image in Social Media. *International Journal of e-Education, e-Business, e-Management, and e-Learning*, 5(4), 180–190. <https://doi.org/10.17706/ijejee.2015.5.4.180-190>.
- Edosomwan, S., Prakasan, S. K., Kouame, D., Watson, J., & Seymour, T. (2011). The History of Social Media and Its Impact on Business. *The Journal of Applied Management and Entrepreneurship*, 16(3), 79–91.

- Farook, F. S., & Abeysekara, N. (2016). Influence of Social Media Marketing on Customer Engagement. *International Journal of Business and Management Invention*, 5(12), 115–125.
- Febriyan, F., & Supriono, S. (2018). Pengaruh Pemasaran Media Sosial Terhadap Brand Awareness Pada Produk Internasional (Survei Pada Komunitas Xiaomi Indonesia). *Jurnal Administrasi Bisnis*, 61(1), 74–79.
- Gunelius, S. (2011). *30-Minutes Social Media Marketing: Step-by-Step Techniques to Spread the Words about Your Business Fast and Free*. New York: McGraw-Hill Books Co.
- Harmeling, C. M., Moffett, J. W., Arnold, M. J., & Carlson, B. D. (2017). Toward a Theory of Customer Engagement Marketing. *Journal of the Academy of Marketing Science*, 45, 312–335. <https://doi.org/10.1007/s11747-016-0509-2>.
- Hollebeek, L. (2011). Exploring Customer Brand Engagement: Definition and Themes. *Journal of Strategic Marketing*, 19(7), 555–573. <https://doi.org/10.1080/0965254X.2011.599493>.
- Hollebeek, L. D., Glynn, M. S., & Brodie, R. J. (2014). Consumer Brand Engagement in Social Media: Conceptualization, Scale Development and Validation. *Journal of Interactive Marketing*, 28(2), 149–165. <https://doi.org/10.1016/j.intmar.2013.12.002>.
- Islam, J. U., & Rahman, Z. (2016). Examining the effects of brand love and brand image on customer engagement: An empirical study of fashion apparel brands. *Journal of Global Fashion Marketing*, 7(1), 45–59. <https://doi.org/10.1080/20932685.2015.1110041>.
- Kemp, S. (2021). A Decade in Digital. *Datareportal*, November 29. Available at: <https://datareportal.com/reports/a-decade-in-digital>.
- Kotler, P., & Keller, K. L. (2009). *Manajemen Pemasaran*. Edisi 13 Jilid 1 dan 2. Jakarta: Penerbit Erlangga.
- Merz, M. A., He, Y., & Vargo, S. L. (2009). The Evolving Brand Logic: A Service-Dominant Logic Perspective. *Journal of the Academy of Marketing Science*. <https://doi.org/10.1007/s11747-009-0143-3>.
- Ahmed, A. M., Abed, H. N., Hassoon, N. H., & Ahmed, A. L. (2016). The Impact of Digital Communication on Social Networks: A Review. *International Journal of Computer Science and Mobile Computing*, 5(1), 183–190.
- Muchardie, B. G., Yudianta, N. H., & Gunawan, A. (2016). Effect of Social Media Marketing on Customer Engagement and its Impact on Brand Loyalty in Caring Colours Cosmetics, Martha Tilaar. *Binus Business Review*, 7(1), 83–87. <https://doi.org/10.21512/bbr.v7i1.1458>.
- Panjaitan, R. (2021). The Role of Digital Loyalty Program towards Customer Loyalty through a Measure of Satisfaction. *The Winners*, 22(2), 163–171. <https://doi.org/10.21512/tw.v22i2.7082>.
- Panjaitan, R., & Indriani, F. (2022). Brand Gravity-Resonance Capability on Brand Love: a Resource-Advantage Theory Perspective. *Media Ekonomi dan Manajemen*, 37(1), 17–34. <http://dx.doi.org/10.24856/mem.v27i01.2546>.
- Panjaitan, R., Moonti, A., & Adam, E. (2021). Technology Readiness and Digital Competing Capabilities: Digital Value Resonance. *Shirkah: Journal of Economics and Business*, 6(2), 205–226. <https://doi.org/10.22515/shirkah.v6i2.385>.

- Panjaitan, R., Fassa, M. I., Sulaimawan, D., & Indriyani, D. (2021). Investigating Business Drives : Intellectual Capital To Marketing Mix. *International Journal of Science, Technology & Management*, 2(1), 313–332. <https://doi.org/10.46729/ijstm.v2i1.107>.
- Pantano, E. (2021). When a Luxury Brand Bursts: Modelling the Social Media Viral Effects of Negative Stereotypes Adoption Leading to Brand Hate. *Journal of Business Research*, 123, 117–125. <https://doi.org/10.1016/j.jbusres.2020.09.049>.
- Park, M., Im, H., & Kim, H.- Y. (2020). “You are too friendly!” The Negative Effects of Social Media Marketing on Value Perceptions of Luxury Fashion Brands. *Journal of Business Research*, 117, 529–542. <https://doi.org/10.1016/j.jbusres.2018.07.026>.
- Patterson, P., Yu, T., & De Ruyter, K. (2006). Understanding Customer Engagement in Services. *Advancing Theory, Maintaining Relevance, Proceedings of ANZMAC 2006 Conference*, Brisbane.
- Perera, G. R., & Perera, I. (2016). Influence of Social Media Marketing on the Brand Image of Organizations in the Hospitality Industry of Sri Lanka. *International Journal of Asian Business and Information Management*, 7(1), 30–41. <https://doi.org/10.4018/ijabim.2016010103>.
- Rao, K. S., Rao, B., & Acharyulu, G. V. R. K. (2021). Examining ePWOM-purchase Intention Link in Facebook Brand Fan Pages: Trust Beliefs, Value Co-creation and Brand Image as Mediators. *IIMB Management Review*, 33(4), 309–321. <https://doi.org/10.1016/j.iimb.2021.11.002>.
- Sashi, C. M. (2012). Customer Engagement, Buyer-Seller Relationships, and Social Media. *Management Decision*, 50(2), 253–272. <https://doi.org/10.1108/00251741211203551>.
- Schivinski, B., & Dabrowski, D. (2016). The Effect of Social Media Communication on Consumer Perceptions of Brands. *Journal of Marketing Communications*, 22(2), 189–214. <https://doi.org/10.1080/13527266.2013.871323>.
- Seo, E-J., & Park, J-W. (2018). A Study on the Effects of Social Media Marketing Activities on Brand Equity and Customer Response in the Airline Industry. *Journal of Air Transport Management*, 66, 36–41. <https://doi.org/10.1016/j.jairtraman.2017.09.014>.
- van Doorn, J., Lemon, K. N., Mittal, V., Nass, S., Pick, D., Pirner, P., & Verhoef, P. C. (2010). Customer engagement behavior: Theoretical foundations and research directions. *Journal of Service Research*, 13(3), 253–266. <https://doi.org/10.1177/1094670510375599>.
- Vargo, S. L., & Lusch, R. F. (2004). Evolving to a New Dominant Logic for Marketing. *Journal of Marketing*, 68(1), 1–17. https://doi.org/10.1300/J047v07n04_02.
- Verhoef, P. C., Reinartz, W. J., & Krafft, M. (2010). Customer Engagement as a New Perspective in Customer Management. *Journal of Service Research*, 13(3), 247–252. <https://doi.org/10.1177/1094670510375461>.

Maksi Revisi 1

by Roymon Panjaitan

Submission date: 25-Jan-2022 03:32PM (UTC+0700)

Submission ID: 1747741593

File name: Revisi_971-3403-1.docx (270.59K)

Word count: 4985

Character count: 28977

**FORM TELAAH NASKAH JURNAL MAKSIPRENEUR
OLEH MITRA BESTARI**

Kode Naskah: 2204

Judul :

Mediating Role of Customer Engagement: Brand Image Enhancement from Social-Media Marketing

Pedoman Penilaian Naskah:

- Nilai telaah diisi dengan angka/nilai sesuai dengan skala yang telah ditentukan untuk setiap aspek/komponen penilaian.
- Hasil telaah berupa komen untuk setiap komponen dapat dituliskan pada ruang Catatan Perbaikan.
- Naskah dengan total nilai **minimal 55** akan dimuat di Jurnal Maksipreneur.

NO	ASPEK/KOMPONEN	NILAI
1	Kesesuaian antara topik bahasan naskah dengan bidang keilmuan Jurnal Maksipreneur, yaitu bidang/cakupan manajemen, koperasi, dan kewirausahaan.	5 (Skala nilai: 0-5)
Catatan Perbaikan:		
2	Abstract/Abstrak dan Keywords/Kata kunci dinilai berdasarkan kelengkapan, kemudahan untuk dipahami, dan kesesuaian dengan substansi naskah.	7 (Skala nilai: 0-10)
Catatan Perbaikan:		
3	Orisinalitas sumbangan pada kemajuan ilmu pengetahuan dinilai berdasarkan adanya unsur kebaruan temuan (<i>novelty</i>) dan kemutakhiran (<i>state of the art</i>) keilmuan yang dikemukakan dalam naskah.	7 (Skala nilai: 0-10)
Catatan Perbaikan:		

4	Dampak ilmiah dinilai berdasarkan kedalaman bahasan substansi naskah yang dikaitkan dengan kondisi kekinian dan perkembangan keilmuan sesuai topik bahasan.	6 (Skala nilai: 0-10)
Catatan Perbaikan:		
5	Latar belakang (<i>Background</i>) dinilai berdasarkan kelengkapan uraian, pengungkapan fakta/fenomena terkait topik bahasan, tujuan dan/atau permasalahan penelitian.	7 (Skala nilai: 0-10)
Catatan Perbaikan:		
6	Kajian teoritis (<i>Theoretical review</i>) dinilai berdasarkan kesesuaian teori yang ditelaah dengan topik bahasan, kelengkapan teori yang mendasari bahasan, kemutakhiran telaah teori dari hasil penelitian terdahulu, dan rasionalitas pengajuan hipotesis (jika ada).	7 (Skala nilai: 0-10)
Catatan Perbaikan:		
7	Metode penelitian (<i>Research methods</i>) dinilai berdasarkan kecukupan dan ketepatan disain dan jenis/pendekatan penelitian yang digunakan, spesifikasi model/rerangka konseptual, prosedur penelitian, definisi operasional dan skala pengukuran, subyek/obyek penelitian, penentuan sampel/informan, pengumpulan data, serta prosedur pengujian dan analisis data.	6 (Skala nilai: 0-10)
Catatan Perbaikan:		
8	Hasil dan pembahasan (<i>Results and discussions</i>) dinilai berdasarkan kelengkapan hasil penelitian, ketepatan dan ketuntasan pembahasan, ketepatan pengujian hipotesis (jika ada), dan daya ungkap hasil penelitian.	16 (Skala nilai: 0-20)

Catatan Perbaikan:		
9	Kesimpulan dan saran (<i>Conclusions and suggestions</i>) dinilai berdasarkan ketepatan dalam mengungkapkan hal-hal penting dan kelengkapan cakupan simpulan, dan saran/rekomendasi yang aplikatif.	7 (Skala nilai: 0-10)
Catatan Perbaikan: Saran menambah responden tidak perlu, karena toh analisis sekarang tidak menderita kekurangan data. Lebih baik diusulkan agar tidak dibatasi hanya pada pengguna Shopee saja, malah lebih mengena.		
10	Sitasi dan referensi (<i>References</i>) dinilai berdasarkan penggunaan sumber acuan primer, konsistensi penulisan, ketepatan penggunaan sitasi dan referensi, dan kemutakhiran referensi.	4 (Skala nilai: 0-5)
Catatan Perbaikan: Masih ada beberapa kesalahan		

Yogyakarta, 18 Januari 2022
(kota) (tanggal)

Skor Total: 72

Mediating Role of Customer Engagement: Brand Image Enhancement from Social-Media Marketing

Abstract. To be more competitive, the growth of the creative economy requires customer interaction. This necessitates the use of social media marketing as an efficient marketing platform for products or services based on the existing brand image. The purpose of this study was to examine the role of customer engagement in mediating brand image from relational social media marketing, as well as the role of brand image in mediating consumer engagement from relational social media marketing. The sample approach is probability sampling, and the method is quantitative. With the sample approach used,

simple random sampling through the distribution of questionnaires, data was collected from 100 respondents. The results of the data analysis were then processed using SPSS 25 software. According to the findings of this investigation, the mediation function is important..

Keywords: *social-media marketing; brand image; costumer engagement*

Abstrak. Agar lebih kompetitif, pertumbuhan ekonomi kreatif membutuhkan interaksi pelanggan. Ini mengharuskan penggunaan pemasaran media sosial sebagai platform pemasaran yang efisien untuk produk atau layanan berdasarkan citra merek yang ada. Tujuan dari penelitian ini adalah untuk menguji peran keterlibatan pelanggan dalam memediasi citra merek dari pemasaran media sosial relasional, serta peran citra merek dalam memediasi keterlibatan pelanggan dari pemasaran media sosial relasional. Pendekatan sampel adalah probability sampling, dan metodenya kuantitatif. Dengan pendekatan sampel yang digunakan, simple random sampling melalui penyebaran kuesioner, data dikumpulkan dari 100 responden. Hasil analisis data kemudian diolah dengan menggunakan software SPSS 25. Menurut temuan investigasi ini, fungsi mediasi itu menjadi penting karena berpotensi meningkatkan hubungan kesan suatu merek dari pemasaran media sosial. Kontribusi lain, tingginya kesan merek dapat ditingkatkan dari hubungan positif pemasaran media sosial terhadap keterlibatan pelanggan.

Kata kunci: pemasaran media sosial; citra merek; keterlibatan pelanggan.

BACKGROUND

The growth of social media is simultaneously moving fast with the potential of businesses around the world, especially in Indonesia. The potential of social media marketing business again becomes just a trend, but does not increase customer engagement to meet needs quickly (Bhargava & Ojha, 2019; Farook & Abeysekara, 2016). On the other hand, the importance of customer involvement should be explored more deeply to improve the brand image of a product or service. In addition to customer involvement, the urgency of brand image becomes a mediator to stimulate the high desire for customer involvement from the development of social media marketing which is an interesting thing to discuss. This is in line with research from Edosomwan et al., (2011); Mohammed et al., (2016) who stated that the growth in the use of the internet and social media marketing affects many aspects of human communication that have an impact on business. So the importance of customer engagement and brand image is the choice of the mediation function of social media marketing. The following is the data of digital users around the world until Nov 2021, as follows:



Figure 1: Digital Around The World

Source : Kemp, 2021 (<https://datareportal.com/reports/a-decade-in-digital>)

Based on the results of the latest research from We Are Social in collaboration with Hootsuite, by 2021 internet digital users in the world have almost reached almost 4.9 billion, with more than 6 out of 10 people worldwide using the internet by the end of 2021. with the COVID-19 pandemic having limited research on internet adoption for the past 2 years, so there is a high probability that the actual figure is higher than the available data suggest. The world's internet population is likely to pass the 5 billion mark by the middle of 2022. Reportedly above 7.89 billion of the total population, 61.8% of them are already using the internet. In addition, it is known that as many as 5.29 billion who have cellular phones, 4.55 billion are active using social media. and it can be seen that there are around 160 million people who use social media. The most widely used social media applications by internet users in Indonesia from the top are Youtube, Whatsapp, Facebook, and Instagram (Kemp, 2021).

In previous studies, there were inconsistencies in the findings which became a problem in previous studies. Cheung et al., (2019) states that social media marketing influences brand image and awareness which can help marketers where to direct scarce resources. In line with research findings Barreda et al., (2020) that the benefits of social media affect users' brand commitment. Social media interactivity and rewards help build a stronger brand image. Furthermore, social media users of digital media marketing have a positive impact on echoing digital values to improve product innovation performance which in turn can increase brand love and image (Panjaitan, Moonti, et al., 2021; Panjaitan & Indriani, 2022). However, on the other hand in the fashion industry, luxury brands provide a lower perceived value on social media (Park et al., 2020). In line with research findings Pantano, (2021) dissemination of marketing information on social

media creates negative stereotypes that result in brand hatred, especially in developing countries. ²² In contrast to the findings of social media advertising which has a significant positive effect on the marketing mix ²⁷ in the context of the use of social media for adolescents (Panjaitan, Muhammad Iqbal Fassa, et al., 2021). Therefore, it is important to mediate customer involvement to bridge these inconsistencies.

Customer Engagement is considered as a direct and voluntary resource contribution from consumers where the company will get feedback, suggestions or ideas as a basis for seeing what consumers need as a new form of company value added (Harmeling et. al., 2017), and the value added focus aims to create a Brand Image (Merz et. al., 2009).

Previous researchers have discussed about Social Media Marketing, Customer Engagement, and Brand Image. This research is separated from one variable to another. Based on research conducted by Febriyan & Supriono, (2018) *Customer Engagement is an indicator of Social Media Marketing. However, in this study Customer Engagement is a stand-alone variable.* Based on previous research that researches in the business field and focuses on fashion (Islam & Rahman, 2016), cosmetic (Muchardie et. al., 2016), hotel industry (Perera & Perera, 2016), and aviation industry (Seo & Park, 2018) so in this study the researcher intends to focus on researching in the field of social media marketplace in Indonesia.

The adoption of the theory used in this study is the proposed ¹⁹ Theory of Reasoned Action by Ajzen, (1980), and updated ¹⁹ with the theory of planned behavior by Icek Ajzen, (2019). The involvement of customers in business through the social web there is a relational exchange and emotional bond that characterizes their relationship with the seller (L.D. Hollebeek et al., 2014; Sashi, 2012). Positive words using ²⁴ social media marketing or electronic word of mouth (e-WOM) mediate to increase customer engagement to increase the intensity of consumer purchases due to trust, shared value creation, and brand image ¹⁵ (Rao et al., 2021). Therefore, the theory of reasoned action is considered appropriate to be a reference in knowing the intensity to behave.

The study context was selected for a number of online media users based on the content uploaded by the Shopee Indonesia Social Media application. The high level of engagement on Shopee Indonesia's Instagram can be used as a measure when compared to other marketplaces. So it can be seen that the content uploaded by Instagram Shopee Indonesia is a strong indicator of Customer Engagement. Customer engagement can be

measured by how customers interact and see opportunities to increase the value of the brand which in turn has an impact on the Brand Image.

The solution to the above inconsistency from the results of previous research, several researchers focused on the relationship of social media marketing to brand image mediated by brand trust (Dib & Awad Alhaddad, 2015; Perera & Perera, 2017). In addition, the study of the relationship of social media marketing on customer engagement mediated by satisfaction and positive emotions (de Oliveira Santini et al., 2020; Muchardie et al., 2016). However, there are limited studies on the mediating role of customer engagement on brand image and brand image on customer engagement from social media marketing. Therefore, this research is intense to discuss the two mediation functions in the use of Indonesian shopee social media. The purpose of this study is to bridge the impact of social media marketing on customer engagement and the mediating function of brand image from social media marketing on customer engagement on social media.

THEORETICAL REVIEW

According to Gunelius (2011), Social Media Marketing is a form of direct and indirect marketing that is used to build awareness, recognition, memory, and action for brands, businesses, products, people, or other entities and is carried out with tools from the social web such as blogging, microblogging, social networking, social bookmarking, and content sharing. There are four elements that are used as variables for the success of Social Media Marketing, namely Content creation, Content sharing, Connecting and Community building.

According to Patterson *et. al.* (2006) Customer engagement is the level of physical, cognitive, and emotional presence of customers in their relationship with the company. Several indicators to measure Customer Engagement that focus on a brand's social media are Consumption, Contribution and Creation (Schivinski & Dabrowski, 2016).

According to Panjaitan, (2021) Brand Image is the perception and belief held by consumers, as reflected in the associations embedded in the customer's memory, which are always remembered for the first time when they hear the slogan and are embedded in the minds of consumers. The supporting factors for the formation of Brand Image which are used as indicators of Brand Image are Uniqueness of brand association, Strength of brand association and Favorability of brand association.

RESEARCH METHODS

The quantitative method was employed in this study. Questionnaires and field interviews were used to gather social media users who used the shopee app to transact. The conceptual model developed from the respondents' data will be continued by confirming the rational arguments that served as the foundation for the concept's development. The following is an illustration of the model's image:

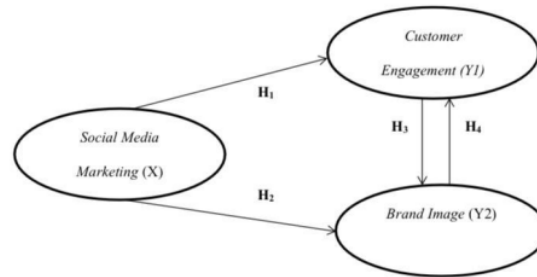


Figure 2. Conceptual Model

This study uses a type of causal research to prove the truth of a hypothesis that the researcher proposes. The operational variables in this study are the independent variables, namely Social Media Marketing, the intervening variable, namely Customer Eangement, and the dependent variable, namely Customer Engagement and Brand Image.

The data used in this research is quantitative data. The data collection technique was carried out by making direct observations through the Shopee Indonesia Instagram account, as well as by distributing questionnaires to 124 respondents in the form of questions that were in accordance with the research topic and distributed to followers of the Shopee Indonesia Instagram account. The collection scale uses a Likert scale. The time required to collect data is approximately from November 2021 – January 2022. The characteristics of respondents using social media are measured by gender, age, occupation and income. From the results of the percentage of respondents from gender characters, 65.6% of social media users are female, the rest are male. Then from the age of social media users, the majority are in the productive age from 20-45 years, amounting to 75.3%. For work, the majority of social media users, namely students or college students, account for more than 63.5%, followed by employees and business actors. Meanwhile, in terms

of income, the intensity of social media users is more dominant in employees or business actors.

The sampling technique used is probability sampling. The sampling method used is simple random sampling, where the researcher in selecting the sample provides equal opportunities to all members of the population to be designated as members of the population. Data processing was carried out using the SPSS version 25 computer program.

RESULTS AND DISCUSSIONS

Validity Test

In the Validity Test of the results of data processing using SPSS, there is an R table value of 0.195, which means it can be explained that the calculated R-value $>$ R table based on a 0.05 significance test, meaning that the data from each item is correct. From the indicators of social media marketing variables, it can be explained that there is an R-value of 0.798 and an R table of 0.195, meaning that the calculated R is $0.798 > 0.195$. The lowest value for the indicator is 0.461, which is still more significant than the R table value of 0.195. In the customer engagement variable, the highest calculated R was 0.857, then R was $0.857 > 0.195$. At the same time, the lowest calculated R-value on the indicator is 0.430. Furthermore, the brand image variable has the highest value at the R-value of 0.785, so the value is $0.785 > 0.195$. Then the lowest value is 0.622. From the validity test results, it can be concluded that all variables are said to be valid, meaning that all variables are constructs. It can be seen that all the items that make up the research variables are correct. This means that all indicators can construct research variables.

Reliability Test

Tabel 1. Reliability Test Result

Variable	Cronbach's Alpha	Role of Thumb	Description
Social Media Marketing	0,891	0,70	Reliabel
Customer Engagement	0,962	0,70	Reliabel
Brand Image	0,880	0,70	Reliabel

Source: SPSS Data Processing Results, 2022

Based on the table above, the Cronbach Alpha value for all research variables is > 0.07 so it can be said that the instrument in this study is reliable and feasible to use.

Path Analysis

The results of the regression analysis that have been carried out then produce the path analysis model as follows:

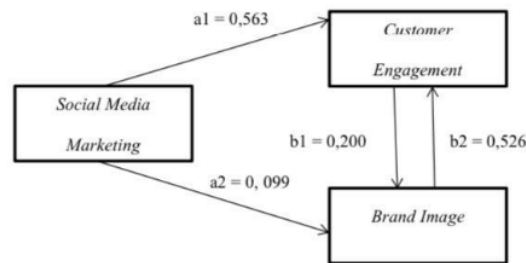


Figure 3. Path Analysis Model

The results of the analysis show that the coefficient value of the Social Media Marketing variable is 0.563 or 56.3%, which is positive, meaning that Social Media Marketing is directly proportional to Customer Engagement. The results of this study are in accordance with the theory of Van Doorn *et. al.* (2010); Verhoef *et. al.* (2010) which states that with the growth of internet and social media usage, the use of social media as a marketing tool to build awareness, recognition, memory, and action for brands, businesses, products, or other entities becomes easier to do which can then form interactions between customers and consumers. customer-enterprise where interaction is a way to achieve engagement, the result of customer participation in a product, service, and company value. The results of the ttest statistical test (partial test) show the t-count value of the Social Media Marketing variable on Customer Engagement is 4.164, the t-table value with an error rate of (0.05) is 1.984 or t-count is $4.164 > 1.984$. When viewed from the ability significance value of 0.000, it is smaller than 0.05, this indicates that Shopee Indonesia's Instagram Social Media Marketing has a positive and significant influence on Customer Engagement.

The results of the regression analysis show that the coefficient value of the Social Media Marketing variable is 0.099 or 9.9%, which is positive, meaning that Social Media Marketing is directly proportional to the Brand Image and the results of the ttest statistical test (partial test) show the tcount value of the Social Media Marketing variable on Brand

Image is 1.102, the value of ttable with an error rate of (0.05) is 1.984 or tcount is 1.102 < ttable 1.984. When viewed from the significance value of Social Media Marketing, 0.273 is greater than 0.05, so these results indicate that Social Media Marketing has a positive and insignificant effect on Brand Image.

The results of the regression analysis show that the coefficient value of the Customer Engagement variable is 0.200, which is positive, meaning that Customer Engagement is directly proportional to the Brand Image. According to Patterson *et. al.*, (2006) Customer engagement is the level of physical, cognitive, and emotional presence of customers in their relationship with the company. Customer Engagement is considered as a direct and voluntary resource contribution from consumers where the company will get feedback, suggestions or ideas as a basis for seeing what consumers need as a new form of company value added (Harmeling *et. al.*, 2017), and the value added focus aims to create a Brand Image (Merz *et. al.*, 2009). The results of the ttest statistical test (partial test) show the t-count value of the Customer Engagement variable on Brand Image is 3.379, the t-table value with an error rate of (0.05) is 1.984 or tcount is 3.379 > 1.984. When viewed from the significance value of Customer Engagement, 0.001 is smaller than 0.05, this indicates that Shopee Indonesia's Instagram Customer Engagement has a positive and significant impact on Shopee Indonesia's Brand Image.

The results of the regression analysis show that the coefficient value of the Brand Image variable is 0.526, which is positive, meaning that the Brand Image is directly proportional to Customer Engagement. Brand Image is the perception and belief held by consumers, as reflected in the associations embedded in the customer's memory, which are always remembered the first time when they hear the slogan and are embedded in the minds of consumers (Kotler & Keller, 2009) which then develop and depend on the possibilities of interaction, relationship development and community experiences facilitated by social media. The results of the ttest statistical test (partial test) show that the tcount of the Brand Image variable on Customer Engagement is 3.379, the value of ttable with an error rate of (0.05) is 1.984 or tcount is 3.379 > 1.984. When viewed from the Brand Image significance value of 0.001 which is smaller than 0.05, this indicates that Shopee Indonesia's Brand Image has a positive and significant influence on Customer Engagement.

Based on the results of the path analysis, it shows that the indirect effect coefficient is 0.113, which is bigger than the direct effect of 0.099 or indirect effect $0.113 > \text{direct effect } 0.099$. The results of the analysis using the Sobel Test also show that the tcount of the Social Media Marketing variable on Brand Image with Customer Engagement as the intervening variable is 2,628, the ttable value with an error rate of 0.05 is 1,984 or tcount $2,628 > 1,984$ so it can be concluded that there is a mediating effect between Social Media Marketing on Brand Image with Customer Engagement as an intervening variable. In other words, Customer Engagement significantly mediates the influence of Social Media Marketing on Brand Image. This is in line with the theory put forward by (L. Hollebeek, 2011) that social media as a context that can encourage Customer Engagement, leads to meaningful relationships with brands that can affect Brand Image.

CONCLUSION AND RECOMENDATION

This study aims to provide a new concept that can be seen from the importance of the mediating function of brand image on customer engagement and, conversely, customer involvement to improve brand image. The second contribution is made from being able to bridge social media marketing strategies carried out by product sellers on the shopee application. From the results of the proposed hypothesis, we provide several conclusions that the positive and significant impact of the role of social media marketing through customer involvement has the potential to increase the brand image of Indonesian shopee Instagram users. In addition, the function of the Instagram shopee Indonesia product brand image from marketing on social media is proven to stimulate customer engagement to intensely use the shopee Indonesia Instagram application. Although there were inconsistencies from previous researchers and the results of data processing in this study, there was a positive and insignificant relationship with social media marketing and the Brand Image of Shopee Indonesia. The practical implications of the results of this study are for shopee product brand owners to continue to involve customer involvement by actively providing a testimonial or discussion room feature as a means of assessment or a place for customer complaints to owners of social media applications. The desire for customer involvement in social media to support the reputation of the brand image, so shope brand owners must actively offer joint value creation which must change from thinking that is not only product-oriented but the provision of services rather than goods is fundamental to economic exchange (Vargo & Lusch, 2004). While the theoretical

implication is the individual's desire to do or not do a certain behavior or vice versa. The theory of planned behavior was developed from the theory of reasoned action by including the addition of constructing perceived control behavior. Ajzen's theory of attitudes toward behavior refers to the degree to which a person has a favorable or unfavorable evaluation of the behavior in a question (Icek Ajzen, 2011). So the impact of social media marketing is that it provides a reason for the convenience of users to continue to transact which in the end results in involvement and brand image.

Thus, these five hypotheses have the potential to increase the competitive advantage of the role of social media marketing. Therefore, from the limitations of this study, there is a social media marketing relationship that is not yet significant through customer involvement in brand image, besides the number of respondents is still less than 150 respondents and the variables used are still not specific to measure the strength of the relationship. So suggestions for further researchers can sharpen the results of this study by adding a variable echoing brand love from the company's side and increasing the duration of the research period. In addition, the company's competitive advantage is increasingly dynamic, creative and aggressive in looking for competitive gaps, so to strengthen product brand reputation, it is recommended to actively participate in innovative economy exhibitions, e-business media technology training, e-commerce with business-to-business and business-to-business concepts. The government and educational institutions organized them in community service.

REFERENCES

- Ajzen, I. (1980). Understanding attitudes and predicting social behavior Prentice-Hall Inc. *Fishbein, M*, 278. <https://books.google.com/books?id=AnNqAAAAMAAJ>
- Ajzen, Icek. (2011). The theory of planned behaviour: Reactions and reflections. In *Psychology and Health* (Vol. 26, Issue 9, pp. 1113–1127). <https://doi.org/10.1080/08870446.2011.613995>
- Ajzen, Icek. (2019). The Theory of Planned Behavior Organizational Behavior and Human Decision Processes. In *Organizational Behavior and Human Decision Processes* (Vol. 50, Issue 2, pp. 179–211).
- Barreda, A. A., Nusair, K., Wang, Y., Okumus, F., & Bilgihan, A. (2020). The impact of social media activities on brand image and emotional attachment: A case in the travel context. *Journal of Hospitality and Tourism Technology*, 11(1), 109–135. <https://doi.org/10.1108/JHTT-02-2018-0016>
- Bhargava, P., & Ojha, S. C. (2019). Impact and Experience of Social Media Marketing on Customer Engagement. *International Journal of Research in Engineering ...*,

- 2(2), 295–303.
https://www.ijresm.com/Vol.2_2019/Vol2_Iss2_February19/IJRESM_V2_I2_78.pdf
- Cheung, M. L., Pires, G. D., & Rosenberger, P. J. (2019). Developing a conceptual model for examining social media marketing effects on brand awareness and brand image. *International Journal of Economics and Business Research*, 17(3), 243–261. <https://doi.org/10.1504/IJEER.2019.098874>
- de Oliveira Santini, F., Ladeira, W. J., Pinto, D. C., Herter, M. M., Sampaio, C. H., & Babin, B. J. (2020). Customer engagement in social media: a framework and meta-analysis. *Journal of the Academy of Marketing Science*, 48, 1211–1228.
- Dib, H., & Awad Alhaddad, A. (2015). Determinants of Brand Image in Social Media. *International Journal of E-Education, e-Business, e-Management and e-Learning*, 5(4), 180–190. <https://doi.org/10.17706/ijeeee.2015.5.4.180-190>
- Edosomwan, S., Prakasan, S. K., Kouame, D., Watson, J., & Seymour, T. (2011). The History of Social Media and its Impact on Business. *Management*, 16(3), 79–91. <http://search.proquest.com.eproxy.ucd.ie/docview/889143980>
- Farook, F. S., & Abeysekara, N. (2016). Influence of Social Media Marketing on Customer Engagement. *International Journal of Business and Management Invention ISSN*, 5(December), 115–125. www.ijbmi.org
- Febriyan, F., & Supriono. (2018). Pengaruh Pemasaran Media Sosial Terhadap Brand Awareness Pada Produk Internasional (Survei Pada Komunitas Xiaomi Indonesia). *Jurnal Administrasi Bisnis*.
- Gunelius, S. (2011). *30-Minutes SOCIAL MEDIA Marketing*.
- Harmeling, C. M., Moffett, J. W., Arnold, M. J., & Carlson, B. D. (2017). Toward a theory of customer engagement marketing. *Journal of the Academy of Marketing Science*. <https://doi.org/10.1007/s11747-016-0509-2>
- Hollebeek, L. (2011). Exploring customer brand engagement: Definition and themes. *Journal of Strategic Marketing*, 19(7), 555–573. <https://doi.org/10.1080/0965254X.2011.599493>
- Hollebeek, L. D., Glynn, M. S., & Brodie, R. J. (2014). Consumer brand engagement in social media: Conceptualization, scale development and validation. *Journal of Interactive Marketing*, 28(2), 149–165. <https://doi.org/10.1016/j.intmar.2013.12.002>
- Islam, J. U., & Rahman, Z. (2016). Examining the effects of brand love and brand image on customer engagement: An empirical study of fashion apparel brands. *Journal of Global Fashion Marketing*, 7(1). <https://doi.org/10.1080/20932685.2015.1110041>
- Kotler, P., & Keller, K. L. (2009). *Manajemen Pemasaran edisi 13 jilid 1 dan 2*. Jakarta. Penerbit Erlangga.
- Merz, M. A., He, Y., & Vargo, S. L. (2009). The evolving brand logic: A service-dominant logic perspective. *Journal of the Academy of Marketing Science*. <https://doi.org/10.1007/s11747-009-0143-3>
- Mohammed, A., Abed, H., & Hassoon, N. (2016). The Impact of Digital Communication

- on Social Networks: A Review. *International Journal of Computer Science and Mobile Computing*, 51(1), 183–190.
- Muchardie, B. G., Yudiana, N. H., & Gunawan, A. (2016). Effect of Social Media Marketing on Customer Engagement and its Impact on Brand Loyalty in Caring Colours Cosmetics, Martha Tilaar. *Binus Business Review*. <https://doi.org/10.21512/bbr.v7i1.1458>
- Panjaitan, R. (2021). The Role of Digital Loyalty Program towards Customer Loyalty through a Measure of Satisfaction. *The Winners*, 22(2), 163–171. <https://doi.org/10.21512/tw.v22i2.7082>
- Panjaitan, R., & Indriani, F. (2022). Brand Gravity-Resonance Capability on Brand Love: a Resource-Advantage theory Perspective. *Media Ekonomi Dan Manajemen*, 37(1), 17–34.
- Panjaitan, R., Moonti, A., & Adam, E. (2021). Technology Readiness and Digital Competing Capabilities: Digital Value Resonance. *Shirkah: Journal of Economics and Business*, 6(2), 205. <https://doi.org/10.22515/shirkah.v6i2.385>
- Panjaitan, R., Muhammad Iqbal Fassa, Deddy Sulaimawan, & Dian Indriyani. (2021). Investigating Business Drives : Intellectual Capital To Marketing Mix. *International Journal of Science, Technology & Management*, 2(1), 313–332. <https://doi.org/10.46729/ijstm.v2i1.107>
- Pantano, E. (2021). When a luxury brand bursts: Modelling the social media viral effects of negative stereotypes adoption leading to brand hate. *Journal of Business Research*, 123, 117–125. <https://doi.org/10.1016/j.jbusres.2020.09.049>
- Park, M., Im, H., & Kim, H. Y. (2020). “You are too friendly!” The negative effects of social media marketing on value perceptions of luxury fashion brands. *Journal of Business Research*, 117, 529–542. <https://doi.org/10.1016/j.jbusres.2018.07.026>
- Patterson, P., Yu, T., & De Ruyter, K. (2006). Understanding customer engagement in services. *Advancing Theory, Maintaining Relevance, Proceedings of ANZMAC 2006 Conference, Brisbane*.
- Perera, G. R., & Perera, I. (2016). Influence of Social Media Marketing on the Brand Image of Organizations in the Hospitality Industry of Sri Lanka. *International Journal of Asian Business and Information Management*. <https://doi.org/10.4018/ijabim.2016010103>
- Perera, G. R., & Perera, I. (2017). Influence of social media marketing on the brand image of organizations in the hospitality industry of Sri Lanka. In *Media Influence: Breakthroughs in Research and Practice* (pp. 371–383). IGI Global. <https://doi.org/10.4018/978-1-5225-3929-2.ch020>
- Rao, K. S., Rao, B., & Acharyulu, G. (2021). Examining ePWOM-purchase intention link in Facebook brand fan pages: Trust beliefs, value co-creation and brand image as mediators. *IIMB Management Review*. <https://doi.org/10.1016/j.iimb.2021.11.002>
- Sashi, C. M. (2012). Customer engagement, buyer-seller relationships, and social media. *Management Decision*.
- Schivinski, B., & Dabrowski, D. (2016). The effect of social media communication on consumer perceptions of brands. *Journal of Marketing Communications*, 22(2), 189–

214. <https://doi.org/10.1080/13527266.2013.871323>

- Seo, E. J., & Park, J. W. (2018). A study on the effects of social media marketing activities on brand equity and customer response in the airline industry. *Journal of Air Transport Management*. <https://doi.org/10.1016/j.jairtraman.2017.09.014>
- van Doorn, J., Lemon, K. N., Mittal, V., Nass, S., Pick, D., Pirner, P., & Verhoef, P. C. (2010). Customer engagement behavior: Theoretical foundations and research directions. *Journal of Service Research*. <https://doi.org/10.1177/1094670510375599>
- Vargo, S. L., & Lusch, R. F. (2004). Evolving to for Logic Marketing. *The Journal of Marjeting*, 68(1), 1–17. https://doi.org/10.1300/J047v07n04_02
- Verhoef, P. C., Reinartz, W. J., & Krafft, M. (2010). Customer engagement as a new perspective in customer management. *Journal of Service Research*. <https://doi.org/10.1177/1094670510375461>

Maksi Revisi 1

ORIGINALITY REPORT

15%

SIMILARITY INDEX

%

INTERNET SOURCES

15%

PUBLICATIONS

%

STUDENT PAPERS

PRIMARY SOURCES

- 1 Lestari Arsiyanti, Dewi Melinda Sari. "Electronic Word of Mouth and Brand Image in Social Media Instagram Context", 2021 3rd International Conference on Cybernetics and Intelligent System (ICORIS), 2021
Publication 1%
- 2 Ulfah Ahsanah, Lady Oktafia W, Ayu Kusuma Dewi, Yessy Artanti. "The Study of Online knowledge Sharing Behavior: Effect of Individual Motivation factors on Individual Performance in Higher Education Students", International Journal of Advances in Scientific Research and Engineering, 2020
Publication 1%
- 3 Linda Hollebeek. "Exploring customer brand engagement: definition and themes", Journal of Strategic Marketing, 2011
Publication 1%
- 4 Melisa Christina Nugroho, Christian Herdinata. "The Influence of Instagram on Purchasing Decisions through Brand 1%

Awareness (a Study at Hive & Honey Solo)",
KnE Social Sciences, 2021

Publication

5

"Re-imagining Diffusion and Adoption of Information Technology and Systems: A Continuing Conversation", Springer Science and Business Media LLC, 2020

Publication

1 %

6

Yayah Robiatul Adhawiyah, Mochammad Isa Anshori. "PERAN PEMASARAN MEDIA SOSIAL DALAM MENCIPTAKAN KEPUTUSAN PEMBELIAN MELALUI KESADARAN MEREK (Studi pada Instagram Clothing Line Bangjo)", Aplikasi Administrasi: Media Analisa Masalah Administrasi, 2019

Publication

1 %

7

Yogesh K. Dwivedi, Elvira Ismagilova, D. Laurie Hughes, Jamie Carlson et al. "Setting the future of digital and social media marketing research: Perspectives and research propositions", International Journal of Information Management, 2021

Publication

1 %

8

Faizan Ali, Seden Dogan, Muslim Amin, Kashif Hussain, Kisang Ryu. "Brand anthropomorphism, love and defense: does attitude towards social distancing matter?", The Service Industries Journal, 2021

Publication

1 %

9

Nabilla Dyah Eka Pramudhita. "The Role of Social Media Marketing Activities to Improve E-Wom and Visit Intention to Indonesia Tourism Destinations through Brand Equity", Jurnal Sekretaris & Administrasi Bisnis (JSAB), 2021

Publication

1 %

10

Pei Liu, Junehee Kwon. "Perceived Availability of and Attitudes toward Healthy Food Choices in Assisted-Living Facilities in Kansas", Journal of Foodservice Business Research, 2013

Publication

<1 %

11

"Proceedings of International Conference on Emerging Technologies and Intelligent Systems", Springer Science and Business Media LLC, 2022

Publication

<1 %

12

John Paul Basewe Kosiba, Henry Boateng, Abednego Feehi Okoe Amartey, Robert Owusu Boakye, Robert Hinson. "Examining customer engagement and brand loyalty in retail banking", International Journal of Retail & Distribution Management, 2018

Publication

<1 %

13

Natalia Suwarsih, Theresia Gunawan, Istiharini Istiharini. "Pengaruh Media Sosial Terhadap Citra Merek Dan Niat Beli", Journal of

<1 %

Economic, Bussines and Accounting (COSTING), 2021

Publication

14

Nazrul Islam, Sharmina Afrin, Syed Abdullah Al Noman, Siha Fatima Hoque et al. "Impact of Social Media Marketing on Buying Behaviors of Superstore Customers in Bangladesh", PYC Nepal Journal of Management, 2021

Publication

<1 %

15

Sonal Singh. "Influencing behavioral change by customer engagement amongst youth", Adolescent Health, Medicine and Therapeutics, 2011

Publication

<1 %

16

W U Hasanah, D E Murniati. "The effects of product and service quality on repurchase decisions", Journal of Physics: Conference Series, 2021

Publication

<1 %

17

Fajar Ardiansyah, Endi Sarwoko. "How social media marketing influences consumers purchase decision? A mediation analysis of brand awareness", JEMA: Jurnal Ilmiah Bidang Akuntansi dan Manajemen, 2020

Publication

<1 %

18

Albert A. Barreda, Khaldoon Nusair, Youcheng Wang, Fevzi Okumus, Anil Bilgihan. "The

<1 %

impact of social media activities on brand image and emotional attachment", Journal of Hospitality and Tourism Technology, 2020

Publication

19

Conner, Mark, Norman, Paul. "EBOOK: Predicting and Changing Health Behaviour: Research and Practice with Social Cognition Models", EBOOK: Predicting and Changing Health Behaviour: Research and Practice with Social Cognition Models, 2015

Publication

<1 %

20

Ho Yin Wong, Bill Merrilees. "An empirical study of the antecedents and consequences of brand engagement", Marketing Intelligence & Planning, 2015

Publication

<1 %

21

"Exploring Digital Ecosystems", Springer Science and Business Media LLC, 2020

Publication

<1 %

22

Gokhan Aydin, Nimet Uray, Gokhan Silahtaroglu. "How to Engage Consumers through Effective Social Media Use—Guidelines for Consumer Goods Companies from an Emerging Market", Journal of Theoretical and Applied Electronic Commerce Research, 2021

Publication

<1 %

23

Jana Bowden, Abas Mirzaei. "Consumer engagement within retail communication channels: an examination of online brand communities and digital content marketing initiatives", European Journal of Marketing, 2021

Publication

<1 %

24

Milad Farzin, Marzie Sadeghi, Majid Fattahi, Mohammad Reza Eghbal. "Effect of Social Media Marketing and eWOM on Willingness to Pay in the Etailing: Mediating Role of Brand Equity and Brand Identity", Business Perspectives and Research, 2021

Publication

<1 %

25

Tat - Huei Cham, Yet - Mee Lim, Marianna Sigala. " Marketing and social influences, hospital branding, and medical tourists' behavioural intention: Before - and consumption perspective ", International Journal of Tourism Research, 2021

Publication

<1 %

26

Endri Endri, Dani Fahmi Amrullah, Haryo Suparmun, Hilda Mary, Maya Sova, Arum Indrasari. "Determinants of stock return of property and real estate companies in the developing market", Corporate Governance and Organizational Behavior Review, 2021

Publication

<1 %

27

Evelyn Lopez, Jose A. Flecha-Ortiz, Maria Santos-Corrada, Virgin Dones. "The Gratifications of Ephemeral Marketing Content, the Use of Snapchat by the Millennial Generation and Their Impact on Purchase Motivation", *Global Business Review*, 2021

Publication

<1 %

28

Jungwon Lee, Cheol Park. "Customer engagement on social media, brand equity and financial performance: a comparison of the US and Korea", *Asia Pacific Journal of Marketing and Logistics*, 2021

Publication

<1 %

29

Kian Yeik Koay, Derek Lai Teik Ong, Kim Leng Khoo, Hui Jing Yeoh. "Perceived social media marketing activities and consumer-based brand equity", *Asia Pacific Journal of Marketing and Logistics*, 2020

Publication

<1 %

30

Leon Schjoedt, Malin E. Brännback, Alan L. Carsrud. "Chapter 1 in an Context", Springer Science and Business Media LLC, 2020

Publication

<1 %

31

Linda D. Hollebeek, Tripti Ghosh Sharma, Ritesh Pandey, Priyavrat Sanyal, Moira K. Clark. "Fifteen years of customer engagement research: a bibliometric and network

<1 %

analysis", Journal of Product & Brand Management, 2021

Publication

32

Man Lai Cheung, Guilherme D. Pires, Philip J. Rosenberger III. "Exploring consumer-brand engagement: a holistic framework", European Business Review, 2020

Publication

<1 %

33

Meta Ratana. "PENGARUH SOCIAL MEDIA MARKETING TERHADAP EKUITAS MEREK", Jurnal Studi Komunikasi dan Media, 2018

Publication

<1 %

34

Sudhendu Rai. "Chapter 2 Data-Driven Simulation-Enhanced Optimization of People-Based Print Production Service", Springer Science and Business Media LLC, 2011

Publication

<1 %

35

Nurun Naher Popy, Tauhid Ahmed Bappy. "Attitude toward social media reviews and restaurant visit intention: a Bangladeshi perspective", South Asian Journal of Business Studies, 2020

Publication

<1 %

36

Suhaily Mohd-Ramly, Nor Asiah Omar. "Exploring the influence of store attributes on customer experience and customer engagement", International Journal of Retail & Distribution Management, 2017

<1 %

Publication

Exclude quotes On

Exclude bibliography On

Exclude matches Off